







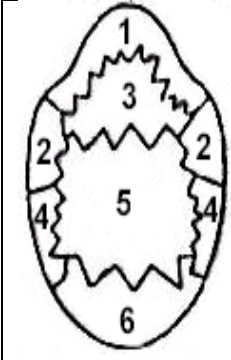
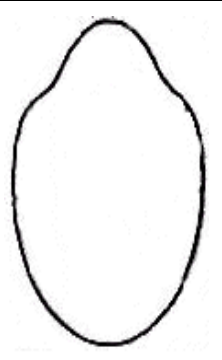


CUSTOM ORDER FORM (Online)

Customer Name		For office use only	
Address		FH Ref.	
Telephone No.		Number of pieces:	
Mobile No.		Form Received:	
E-mail		Date:	
1) Base Construction			
Template enclosed <input type="checkbox"/> yes <input type="checkbox"/> no	Hairpiece enclosed <input type="checkbox"/> yes <input type="checkbox"/> no	Head size: Width:	Length:
Type of base (tick)			
<input type="checkbox"/> Full Swiss lace	<input type="checkbox"/> Full French lace	<input type="checkbox"/> Swiss lace front/skin back	<input type="checkbox"/> French lace front/skin back
<input type="checkbox"/> French lace/PU skin perimeter	<input type="checkbox"/> Fine Mono/PU perimeter	<input type="checkbox"/> Full Skin	<input type="checkbox"/> Swiss lace/PU skin perimeter
<input type="checkbox"/> Other – specify			
2) Hair Specification			
<input type="checkbox"/> 100% Remy Diamond Number Ordered (Circle): 1 2 3 4 5	<input type="checkbox"/> 100% European Number Ordered (Circle): 1 2 3 4 5	<input type="checkbox"/> Cyber Hair Number Ordered (Circle): 1 2 3 4 5	
3) Hair Style: Tick box & Use blank template - if required			
			
<input type="checkbox"/> Right Parting*	<input type="checkbox"/> Center Parting*	<input type="checkbox"/> Left Parting*	<input type="checkbox"/> Center Crown
* <input type="checkbox"/> Direct		* <input type="checkbox"/> Indirect	
			
<input type="checkbox"/> Right Crown	<input type="checkbox"/> Left Crown	<input type="checkbox"/> All Back	<input type="checkbox"/> Free Style
		Sections 1. Front 2. Temple 3. Top 4. Sides 5. Crown 6. Back	
		Draw hair direction or crowns & parting breaks on blank template	
4) Hair Density: specify hair density for the entire base or customise using sections from diagramme above:			
<input type="checkbox"/> Extra Light 45%	Sections:	<input type="checkbox"/> Light 50 - 55%	Sections:
<input type="checkbox"/> Med. 75 - 85%	Sections:	<input type="checkbox"/> Heavy 90 - 100%	Sections:
<input type="checkbox"/> Women 125 - 150%	Sections:	<input type="checkbox"/> Custom (use the special instructions area below)	
5) Hair Wave and Curl: specify wave and curl for the entire base or customise using sections from diagramme above:			
<input type="checkbox"/> Straight	Sections:	<input type="checkbox"/> Slight wave	Sections:
<input type="checkbox"/> Tight wave	Sections:	<input type="checkbox"/> Medium curl	Sections:
<input type="checkbox"/> Afro	Sections:	<input type="checkbox"/> Custom (use the special instructions area below)	
6) Hair Colour:		(attach hair sample here)	Grey Hair: %
			Highlights/Colour %
To specify colour, grey or highlights by base section (diag. above) use Special Instruction area below			
7) Hair Length: use special instructions area if differing lengths by section are required			
<input type="checkbox"/> 4" Short (9 cms)	<input type="checkbox"/> 6" Medium (13cms)	<input type="checkbox"/> 8" Long (17.5 cms)	<input type="checkbox"/> Other
8) Ordering Online			
Special Instructions (continue on separate sheet)			
Forever Hair Customers Remember to enclose your template, hair sample(s) & order form and send to: Forever Hair Limited 11 Martin Dene Bexleyheath, Kent DA6 8NA, United Kingdom If unable to use shopping cart please call us: 0044 (0)20 8303 6298 or e-mail info@foreverhair.co.uk			